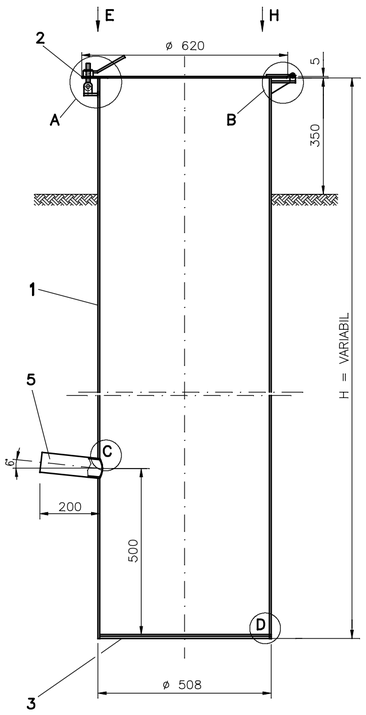

DETALIUL "A"
SCARA 1:2

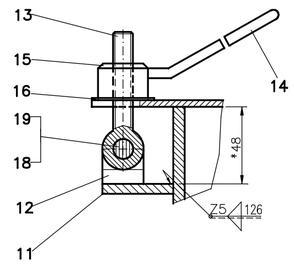

DETALIUL "B"

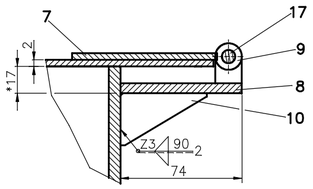

DETALIUL "C"

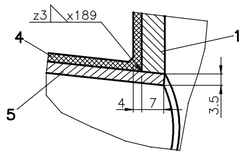

DETALIUL "D"

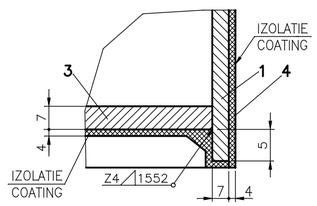

POZITIA 10

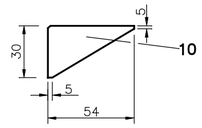

VEDERE PARTIALA DIN "E"

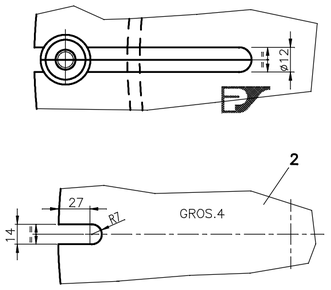

VEDERE PARTIALA DIN "H"

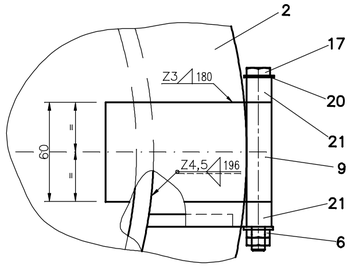

POZITIILE 7,21
ASAMBLATE

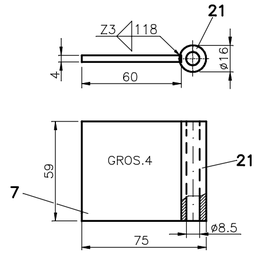

POZITIILE 8,9
ASAMBLATE

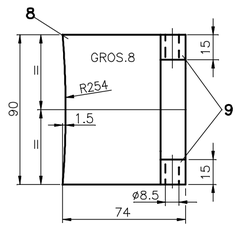

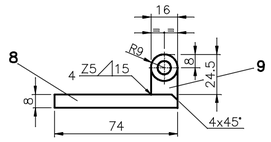

POZITIILE 11,12
ASAMBLATE

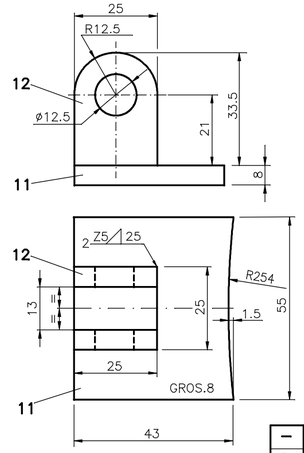

POZITIILE 14,15
ASAMBLATE

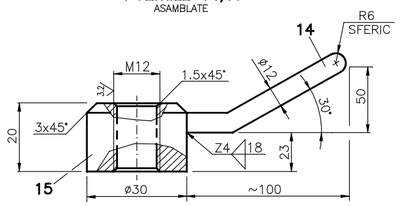

POZITIA 17

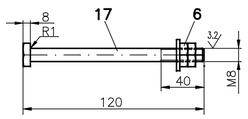

DETALIUL E
SCARA 1:1

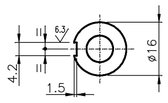

NOTA

- PROTECTIA ANTICOROSIVA SE VA EXECUTA ASTFEL:
  - CU DOUA STRATURI DE GRUND ALCHIDIC G5630 AC
  - CU DOUA STRATURI DE EMAIL ALCHIDIC E 5620
- CAMINUL DE EVIDENTIERE A SCURGERILOR VA FI IZOLAT LA EXTERIOR CU IZOLATIE DE TIP „FOARTE INTARIT" CONFORM STAS 7335–3/86.
- INALTIMEA „H" A CAMINULUI SE VA CORELA CU PLANUL DE PROFIL DIN PROIECT.
- SUDURILE VOR FI EXECUTATE CONFORM NORMATIV C150–99 NIVEL D DE ACCEPTARE
- TOATE MUCHIILE ASCUTITE VOR FI TESITE 1X45°
- TOLERANTE PENTRU IMBINARILE SUDATE CONFORM SREN ISO 13920–AE

Termen de pastrare: Permanent/I.19.b

POZ.	DENUMIREA	Nr.DESEN / STAS	BUC.	MATERIAL	OBSERVATII	MASA META (Kg/buc.)
–	ELECTROZI SUDURA	SR EN 2560:2008		—		
21	BUCSA PIVOT BALAMA	—	1	SR EN 10025/2–2004	Tb.S16–25x15 SR EN 10060–2004	0.050
20	SAIBA PLATA A8	SR ISO 7089–2002	2	S 235 J2 SR EN 10025/2–2004	—	0.006
19	PIULITA A M12 Zn	SR EN ISO 4034–2002	1	Gr.5	ZINCAT	0.012
18	SURUB M12x45 Zn	SR EN ISO 4017–94	1	Gr.5.6	ZINCAT	0.025
17	SURUB BALAMA M8 Zn	—	1	S 235 J2 SR EN 10025/2–2004	ZINCAT	0.075
16	SAIBA PLATA A12	SR ISO 7089–2002	2	S 235 J2 SR EN 10025/2–2004	—	0.009
15	PIESA FILETATA M12	—	1	S 235 J2 SR EN 10025/2–2004	ø30x20 SR EN 10060–2004	0.045
14	PARGHIE ACTIONARE	—	1	S 235 J2 SR EN 10025/2–2004	ø12x130 SR EN 10060–2004	0.090
13	SURUB CU OCHI	STAS 5451–93	1	S 235 J2 SR EN 10025/2–2004	—	0.040
12	URECHE BALAMA	—	1	S 235 J2 SR EN 10025/2–2004	Tb.S6–34x25 SR EN 10060–2004	0.050
11	PLACA SUPORT	—	1	S 235 J2 SR EN 10025/2–2004	Tb.8–43x55 SR EN 10025/2–2004	0.111
10	GUSEU BALAMA	—	2	S 235 J2 SR EN 10025/2–2004	Tb.4–54x30 SR EN 10025/2–2004	0.050
9	BUCSA PIVOT BALAMA	—	2	S 235 J2 SR EN 10025/2–2004	ø16x59 SR EN 10060–2004	0.040
8	PLACA INFERIOARA	—	1	S 235 J2 SR EN 10025/2–2004	Tb.8–74x90 SR EN 10025/2–2004	0.418
7	PLACA SUPERIOARA	—	1	S 235 J2 SR EN 10025/2–2004	Tb.4–60x60 SR EN 10025/2–2004	0.113
6	PIULITA A M8 Zn	SR EN ISO 4034–2002	2	Gr.5	ZINCAT	0.010
5	CONDUCTA DE SCURGERE	—	1	E 235	Tv.ø60.3x3.6x200 SR EN 10297–1/2003	1
4	INVELIS BITUM	STAS 2484–85	1	—	STAS 2484–85	5
3	FUND CAMIN	—	1	S 275 J2 SR EN 10025/2–2004	Tb.ø493.5x7 SR EN 10025/2–2004	13.4
2	CAPAC CAMIN	—	1	S 275 J2 SR EN 10025/2–2004	Tb.4–620x620 SR EN 10025/2–2004	12.07
1	MANTA CAMIN	SR EN 10297–1/2003	1	E 235	Teava ø508x7.1xH	

Tehn. Constantinescu R.	Dr.ing. Nicolescu C–ta	ing. Raduta D.	ing. Raducu R.
PROIECTAT	APROBAT	VERIFICAT	SEF PROIECT

REV	DATA	DESCRIEREA REVIZIEI
0	09.2011	EMIS PENTRU APROBARE

FORMAT 1 1/4 A2 | DATA PRIMEI EDITII 09.2011 | SCARA 1:1, 1:2 1:10 | FISIER SO248700

CLIENT
S.C. CONPET S.A.
PLOIESTI

PROIECTANT
PETROSTAR S.A.
CALEA BUCURESTI NR.: 37
PLOIESTI, 100680 ROMANIA
COD UNIC: 1360296

PROIECT NR. 160/3408 Et.1 PT+CS+DE

INLOCUIRE CONDUCTA TITEI F1 ø10 3/4" BARBATESTI–PLOIESTI IN ZONA GALCESTI PE O LUNGIME DE 1.1Km SI IN ZONA BUDELE PE O LUNGIME DE 1.4Km PRECUM SI PUNEREA IN SIGURANTA A CONDUCTELOR DE TITEI SI ETAN IN ZONA BUDELE PE O LUNGIME DE CCA. 0.15Km

CAMIN EVIDENTIERE SCURGERI

DESEN NR. SO–2487 | FILA 1 DIN 1 | REVIZIA 0

FORMAT (420x743)

TABEL – GREUTATEA TOTALA IN FUNCTIE DE INALTIMEA, "H"

INALTIME CAMIN / DENUMIREA	H=2.50 (m)	H=3.00 (m)	H=3.50 (m)	H=4.00 (m)	H=4.50 (m)	H=5.00 (m)	H=5.50 (m)	H=6.00 (m)
COMPONENTE CAMIN FARA MANTA	35.5	35.5	35.5	35.5	35.5	35.5	35.5	35.5
MANTA CAMIN ø 521 x 7.14	367	441	514.5	588	661.5	735	808	882
TOTAL Kg.	400.5	474.5	548	621.5	695	770	841.5	915.5